




**DEPARTMENT OF
PROSTHODONTICS**

DEPARTMENT OF PROSTHODONTICS

S.No	OP NO	DIAGNOSIS	TREATMENT PLAN	TREATMENT PROCEDURE	CURRENT STATUS
1	25084779	Partially edentulous irt 14-17,24-27	Adv.FPD irt 13-23 and CPD irt 14-17,24-27	FPD irt 13-23 and CPD irt 14-17,24-27	Completed
2	26014769	Partially edentulous irt 13,14,15,23,24,35,36,37,46,47	Adv.FPD irt 17-25 and precision attachment irt 26,27 and implants irt 35,37,46,47 and RPD irt 34-45	Full mouth rehabilitation	Implant placement done irt 35,37,46,47 and tooth preparation done
3	25121920	Completely edentulous irt maxilla and Partially edentulous irt 35,36,37,46,47	Adv.FPD 38-48 maxillary complete denture with metal copings	Single complete denture with metal inserts opposing mandibular FPD	CD try-in done and tooth preparation done
4	26030566	Complete maxillectomy	Adv. hollow bulb obturator with complete denture irt maxilla	Hollow bulb obturator with complete denture irt maxilla	Jaw relations done
5	26014943	Partially edentulous irt 14,15,16,17,26,27 and hemimandibulectomy with complet edentulism	Adv. maxillary removable partial denture and mandibular complete denture with guiding flange and twin occlusion	Maxillary removable partial denture and mandibular complete denture with guiding flange and twin occlusion	Jaw relations done
6	26034607	Maxillary oligodontia with retained deciduous teeth irt 51,52,53,41,42,43,	Adv. maxillary anterior composite build up and CPD for 16,26	Maxillary anterior composite build up and CPD for 16,26 as transitional treatment	Wax trail verification done
7	25067487	Congenital missing permanent dentition	Adv. maxillary and mandibular overdenture	Maxillary and mandibular overdenture	Overdenture coping cementation done 225
8	26034621	Completely edentulous maxillary and mandibular arches	Adv. Complete denture with metal coppings on occlusal surfaces irt. 14 to 17, 24 to 27, 34 to 37, 44 to 47.	Complete dentures with posteriors metal copings	Completed
9	26031979	Completely edentulous maxillary and mandibular arches with bilateral muscle atrophy	Adv. Complete dentures with hollow cheek plumpers	Complete dentures with hollow cheek plumpers	Wax trial verification done
10	26056868	completely edentulous maxillary and mandibular arches	Adv.complete dentures with metal reinforcement	Metal reinforced complete dentures	In progress
11	25108303	Mutilated dentition irt 11,21 and endodontically treated teeth irt 22,23,25,13,14	Adv. Metal cast post core irt 11,21 and FPD irt 14-25	Metal cast post core irt 11,21 and FPD irt 14-25	Completed
12	25102457	Mutilated dentition with generalised attrition	Adv. FPD irt 11-17-21-27 31-35,41-46 and precision attachment irt 36,37	Full mouth rehabilitation	Final prosthesis temporary cementation done
13	26027683	Completely edentulous maxillary arch with sunken cheek on the left side, followed by partially edentulous irt. 43 to 37 mandibular arch.	Maxillary complete denture with hollow cheek plumper on the left side followed by Mandibular Cusil denture.	Maxillary complete denture with hollow cheek plumper and mandibular cusil denture	Completed


PRINCIPAL
Anil Neerukonda Institute
Dental Sciences
Sangivalasa-531 162
Visakhapatnam Dist.


HEAD OF THE DEPARTMENT

Dr. R. Prakash, MDS
Head of Department